

# Long Lines



October 1, 2007

## URGENT NOTICE: OCTOBER MEETING CANCELLED!

The October meeting has been cancelled due to the number of people that will not be attending and the lack of program for the evening. It was scheduled for October 13<sup>th</sup> at the East Haddam Grange.

### New Web Address!

Visit us on the web at  
[www.cvdrivingclub.com](http://www.cvdrivingclub.com)

### Long Lines Editor

Krista LaBella  
Cell: 860-748-6896  
[deftonesfreak@sbcglobal.net](mailto:deftonesfreak@sbcglobal.net)

### CVDC Officers:

Pres., Andrée Duggan  
860-395-7283

VP, Herbert Dimeola  
860-875-9474

Treasurer, Kathie  
Gregory  
860-228-3801

Secretary, Jan Frick  
860-659-3991

## CVDC HAMMONASSET PARK DRIVE

SUNDAY NOVEMBER 4, 2007

Join us for our last club drive, a scenic 6 +/- miles of flat cinder paths, grass and pavement with glimpses of the beach in Madison. (A cones course is possible.) Riders are welcome. Map will be provided to riders and drivers. Drive-off time is 10:00 to 10:30 am; Please be ready to go on time!

For your convenience, there are public toilets (at a distance). But be sure to bring water, chairs and your lunch. Also, let's try to lunch together, it's so much more fun!

The rules for Hammonasset Park are simple: be courteous, and clean up all of the manure. (Poop detail volunteers needed.) Also of high importance: no horses are allowed on the beach or the boardwalk! Remember, we want to be invited back!

Important: This drive is for well trained equines only. We will encounter dogs off leash, bicycles, model airplanes, kites and a non-horse savvy public.

Directions to the park: From Route 95, take exit 62. Follow the signs to Hammonasset State Park. In the park, turn right at the round-about and drive into the far west parking lots.

Please call Randy Sabatino if you have any questions at 860-873-3894 or 860-301-8662

### In this Issue:

[Hammonasset Park Drive](#)

[Safety Review](#)

[Calendar of Events](#)

[Race for the Cure](#)

[News around the Region](#)

[Meet the \\*new\\* Editor](#)

[President's Letter](#)

### Want something in the next Long Lines?

Please call or email (preferred) Krista LaBella with what you want advertised or what news you have! Please keep in mind that we are currently not putting photos in the Long Lines because they are posing problems for some internet users! To see club photos go to our website.  
[www.cvdrivingclub.com](http://www.cvdrivingclub.com)



## Overview of September's Safety Panel- In case you missed it!

At the September 15th CVDC meeting at the Grange, we held a panel discussion on "Carriage Driving Safety- at picnic drives". CVDC members John Allegra, Cynthia Bliven and Richard Mangino did a wonderful job and we all learned from this discussion. Thank you to you all. I will try to summarize what I heard...

- ✓ Bring along EXPERIENCED help. You need someone with you who really understands horses.
- ✓ Leave PLENTY OF SPACE between trailers for you neighbors.
- ✓ DO NOT ever clip your horse's lead rope to the bit. EVER! Always use a neck rope or sturdy halter with a stout lead rope when hitching/unhitching.
- ✓ Some of us believe in tying by the halter or neck rope to the trailer for harnessing and hitching. Some use the side of the barn or a hitching post. Still some believe the only way to hitch properly is to have a header and hitch in the open.
- ✓ If you are a new driver or have a green horse or one new to you, come to a club drive without your horse a few times. You can hitch a ride, meet other members and learn from them what is expected of you and your horse.
- ✓ MAKE SURE your horse will STAND when required. Practice this at home.
- ✓ If you think that you might have an issue with your horse, go last in the lineup of horses and carriages driving out.
- ✓ Know your horse, what behavior to expect of him. Does he shy? Does he get excited if another horse and carriage passes him? Is he afraid of being left behind? Or of being in a group? Remember he will always behave best at home.
- ✓ PAY ATTENTION all of the time! Do not get sidetracked while you are hitching or unhitching. Talk to the other person who is helping you hitch. Say "I am attaching the reins now." or "I am giving you control of the horse now" to your header when you do not have your hands on the reins. That is the only kind of conversation that should be taking place when you are hitching or unhitching.
- ✓ Pay ATTENTION when you are driving too. Look around, is there a horse that seems jumpy and nervous? Stay away from it.
- ✓ Everyone should be given a map of the drive. That way they do not feel that they MUST keep up if their horses do better going out alone or with a few buddies.
- ✓ Walkie Talkies are useful to let the head driver know what is going on back in the line of carriages. Is he going too fast? Too slow? Should he stop? Also he can communicate any problems he finds with the trail ahead.
- ✓ The leader must keep up a good pace or carriages will tend to bunch up behind him.
- ✓ Followers please leave sufficient space between your horse and the carriage in front of you. Its just like car driving- DO NOT TAILGATE!

### What errors do you see that we all need to be aware of?

- A. Most problems happen when hitching or unhitching. Have your horses facing out in a free space and ALWAYS have the reins in your hand (Cynthia)
- B. The first thing on and the last thing off is the REINS (John)
- C. Always have a foot person with their hands on the reins (lines) (John)
- D. Use stout halters and neck/lead ropes on your horses.(Richard)
- E. Do not interrupt your hitching routine! AND CHECK ALL HITCHING POINTS YOURSELF. You and your helper check each other. (Cynthia)

### Do you cluck to your horses?

No. This becomes a bad habit as the driver will tend to over do it. Your clucking in public can also set off other driving horses within ear shot. Use your whip instead of clucking. It silently has the same effect (Cynthia)

### How do we get our horses to be well behaved?

Hours and hours of working with your horse (John) / Good driving horse temperament to begin with, that is bold and forward, and calm but not timid. (Cynthia)

And---here it comes from one who was not on the panel---

**THE GOLDEN RULE  
OF DRIVING NEVER  
NEVER NEVER  
TAKE THE BRIDLE  
OFF THE HORSE  
BEFORE HE IS  
TOTALLY UNHITCHED  
FROM THE CARRIAGE!**

Article submitted by  
Randy Z. Sabatino.



## Calendar of Events

October 10-14 -The National Recreation Drive at Kentucky Horse Park , Lexington , KY.  
[www.nationaldrive.net](http://www.nationaldrive.net)

**October 13 - CVDC meeting has been canceled this month! Please make a note of it.**

October 14 - LHDC Dirty Harness Drive at Lotta- Rock Farm

October 19 - LHDC Meeting 7:30PM at the Plymouth Congregational Church, corner of North Street and Route 6,

October 19-20 - Martin's Carriage Auction, Lebanon Fairgrounds, Lebanon, PA 717-354-6671

**November 4- CVDC Drive at Hamonassette State Park . Questions? Call Randy 860-873-3894**

November 8-11 The 10<sup>th</sup> annual Equine Affaire N.E. will be held in W. Springfield, Massachusetts

November 16- LHDC meeting 7:30 PM at the Plymouth Congregational Church.

**November 17- CVDC Potluck Meeting, 6:30 PM at the Grange. Our speaker will be equine artist and author, Sandy Rabinowitz. Sandy wrote " Driven Dressage with the Single Horse". Don't miss her!**

**December 15- CVDC Holiday Party. Location TBA**

**Tails at the end of the Long Lines...** As you all know, I (Krista LaBella) have become the new editor of the Long Lines. Hopefully everyone will enjoy what I put in here! Oh, and for those of you who don't know me, I should introduce myself. I am a relatively new member of the club, although I have been involved with horses and driving for awhile. I am currently a sophomore at Hartford Art School (at the University of Hartford) and I ride/drive a Morgan gelding.

What I want to bring up is the Cones drive in September. It was a great success! (Thanks to Anne!) But, this was my first time taking out my morgan in harness. At home, he is a gentleman, so I figured- what the heck? Why wouldn't he be perfectly well behaved in public? He used to show saddleseat! When we first arrived and unloaded my boy off the trailer, he skidded, startled himself, then shot out like bullet. He stood in the grass ears pricked, neck perpendicular to the ground- a curious morgan. He was being silly and circling, but not doing anything bad, I was wondering- would he calm down? The saddleseat ring encouraged that flair- but it's not appropriate for a picnic drive. Despite his extra energy, I stayed calm. I was confident that he would settle down. Sure enough I was right, Neal was perfect- but later I realized something very important. When Neal was radiating all of the excess energy, I did not get nervous. I did not get tense. I had confidence that he would calm down. It was this attitude that made the difference. Think about this, most of you have experienced it in some way or another... Horses can read body language; somehow they can read your mood. If you stay calm, and confident, they read this. If you get worked up over their anxiousness- they feel it. This is so important - (not only when driving)- It could save you and your horse. If I had gotten anxious because my horse was energized- I could have created a very bad situation for driving. A normally safe horse could have been dangerous if he was thinking that I was not there with a solid, steady attitude. But because I was calm and confident, he was able to settle down and give me a perfect drive, with a perfect horse, on a perfect afternoon. Basically, we had a great time!

Krista

## Racing for the Cure...

Well, I wanted to tell everyone the Ride this year was very successful AND it didn't rain! We arrived about 8:30 a.m. and unloaded the horses. We picked up our registration packets and "goodie bags" and proceeded to dress up our steeds! Britty, my lovely bay Morgan mare, looked elegant in her hot pink crocheted fly ear protector and pink ribbon rosettes. Pat Gilbert, my riding partner, brought her Freddie and he is a handsome dude. He was tough enough to wear pink, with a vet wrapped brow band. They were quite full of themselves as we started out, and Pat had to make a few laps around the starting field before we actually went through the starting gate. Britty and I just cantered in place waiting...

We weren't sure how long the course was this year. Usually it's 10 miles or so. About 45 minutes into our ride Pat said, "There's the field with the trailers! We must be almost done." To which I replied, "No! We can't be! We've not been out long enough to do 10-12 miles!" But sure enough, around the next corner and through the brush, was the finish line.

The folks at the starting gate came over and told us we were back really soon! They thought we were the first ones out. I explained that we weren't the first out, and that we had left at 9:36 a.m. It was now 10:21 a.m. so we were REALLY back in a hurry! The man wanted to know did we get lost at all. Nope. Not at all. I asked what the mileage was for the ride and he said about 8 miles. Then I told him that I ride 5 to 8 miles a day and my horse trots at between 6 to 14 mph! No, we didn't get any prizes for being the fastest, but I did consider doing it twice.

In the end we opted to ride around the fields some and then go get the great lunch.













The Ride for the Cure raised over \$100,000 this year, a new record for us! Thank you all for your generous donations and for contributing to a wonderful cause and a beautiful ride for Britty and me.

**Anne Albee**

## President's Letter

Hi Everyone

It has been another successful year for our club in so many ways. Think of all we did this year, we:

-  showed up to protest State Forests possibly being closed to horses
-  marvelled at Scott Monroe's winning ways
-  said farewell to Pam, but then hello again for a special clinic and Pruitt program
-  visited many member farms this year for our club meetings – an idea we thought we'd try out and seem to like!
-  learned how to mount a wheel with John Allegra
-  camped out with RI Driving Club at Escoheag in Rhode Island
-  took a shower and endured a very successful Driving Trial at Haddam Meadows
-  enjoyed a gorgeous Fun Day clinic with Marc Johnson and Craig Kellogg
-  had a BBQ at Jan and Doug Smith's and got to try out driving Shetland ponies
-  joined our friends from other driving club's at an estate in Amenia New York for a regional driving meet
-  enjoyed the Cones' hospitality and said farewell to Charlie Wimler
-  paced one last time at Lord Creek together

So often clubs run on the energy of just a few people. But I have to say that I think our members really step forward and own the club. Keep it up CVDC!! The club is going great guns and you're the reason.

Thank you!! See you at Hammonasset,

Andrée Duggan

## Our Fellow Whips: Driving News in the region

Sam Rich competes at the 2007 US National Plowing Competition- The Eastern CT Draft Horse Association is proud to announce that member Sam Rich made his mark at the 2007 US National Plowing Competition in Huber Heights, Ohio, on Labor Day Weekend. Sam, who traveled 802 miles each way to compete, took 1st place in Walking Plow, Second in Sulky Plow (team), and Fourth in Three Abreast. Sam said the competition was downright fierce, with @ 32 teamsters and over 100 horses competing from numerous states and even Canada. Sam was the only representative from New England. For more information about Sam's winnings, as well as pictures, please visit the ECDHA website at [www.easternCTdrafthorse.com/specialprojects.html](http://www.easternCTdrafthorse.com/specialprojects.html).

### CT Valley Sponsors Youth Driver Maggie Sullivan for Lisa Singer Clinic at the Carriage Barn in NH.

The Carriage Barn in New Hampshire has offered to sponsor youth drivers who can locate matching support from their home driving clubs for an upcoming Lisa Singer clinic. Maggie Sullivan is a youth driver and member of CVDC. She has demonstrated herself to be a serious driver and is always on hand to lend a hand at club events as a volunteer. She recently approached club president, Andrée Duggan for support, and since this month's meeting was cancelled, Andree gathered as many club members as she could find at the Lord Creek Pace to vote on the matter. Members voted unanimously to send Maggie to New Hampshire for the 2-day clinic. CVDC will cover the clinic fee, while the Carriage Barn will pay for Maggie's overnight, food, and stall fees.

We are all proud of Maggie and her accomplishments. You go girl!

### Horses Available

Potential Pair- There are two free Standardbred geldings available, both solid bays and @ 15.1 hh. They have the potential to make a matched pair. They are 6 and 7 years old, just retiring from the Plainridge, MA harness track, and are both sound. If interested, email Archie at [amcneil221@aol.com](mailto:amcneil221@aol.com)


We all wish our friend Peter Von Halem a speedy recover so he can get back in the saddle, or rather carriage, soon!





# Long Lines

October 2007



c/o Andree Dugan  
164 Christian Hill Road  
Higganum, CT 06441  
[www.cvdriivingclub.com](http://www.cvdriivingclub.com)

